

## NUMANCIA, AKLAN - HSWG Partner Reporting Recovery Shelter Activities (as of 06-OCT-2014)

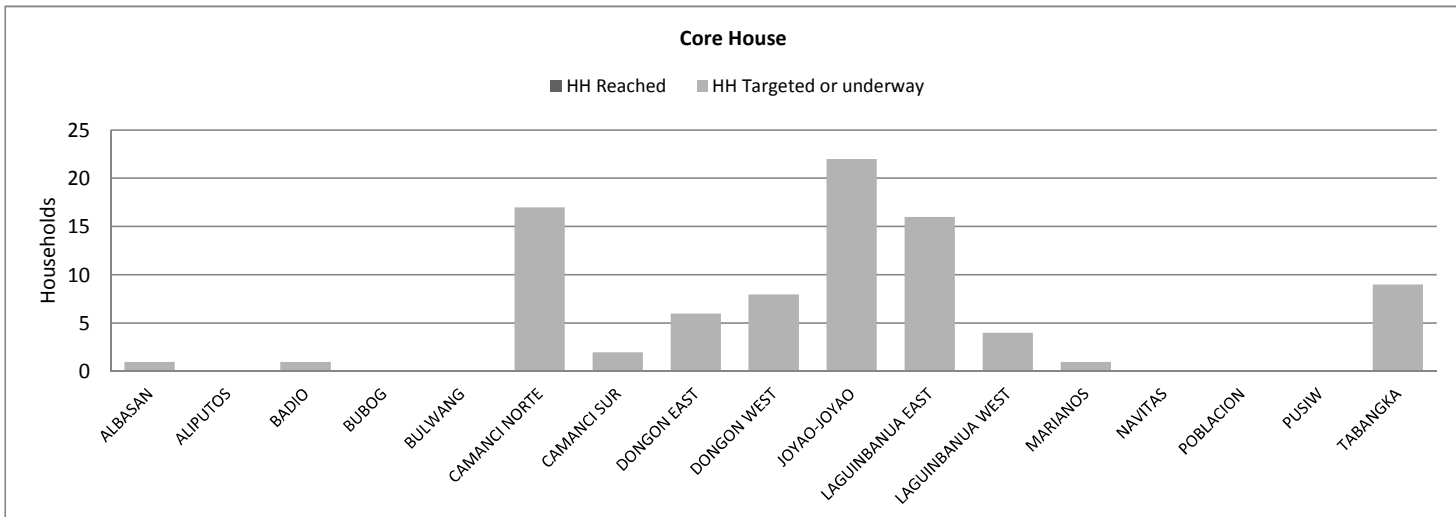
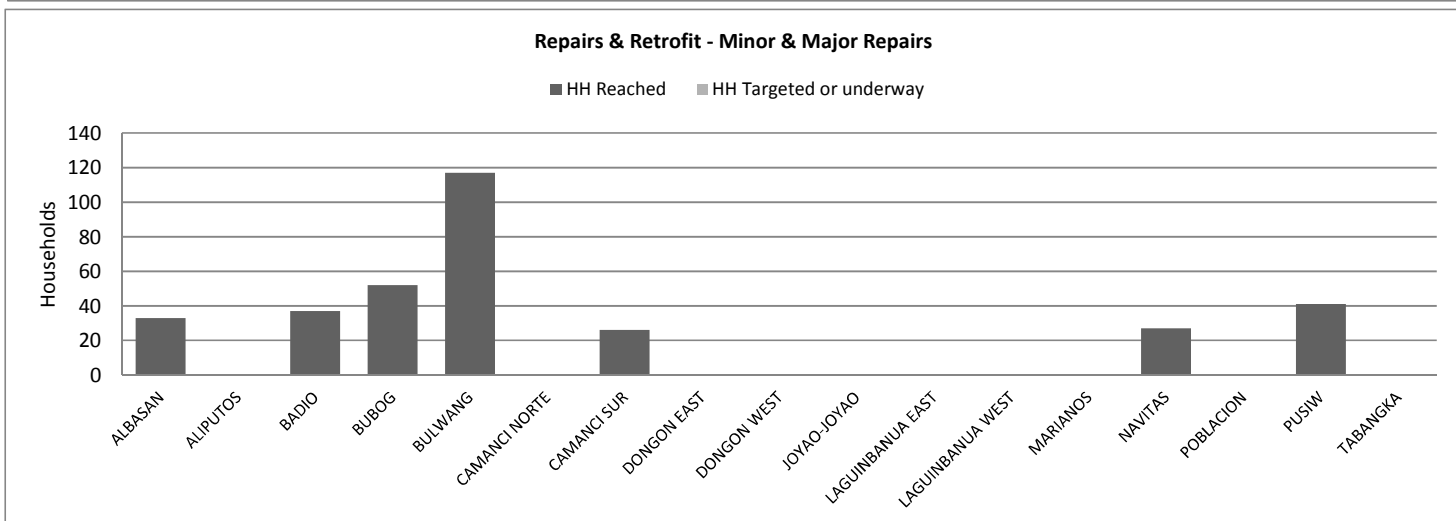
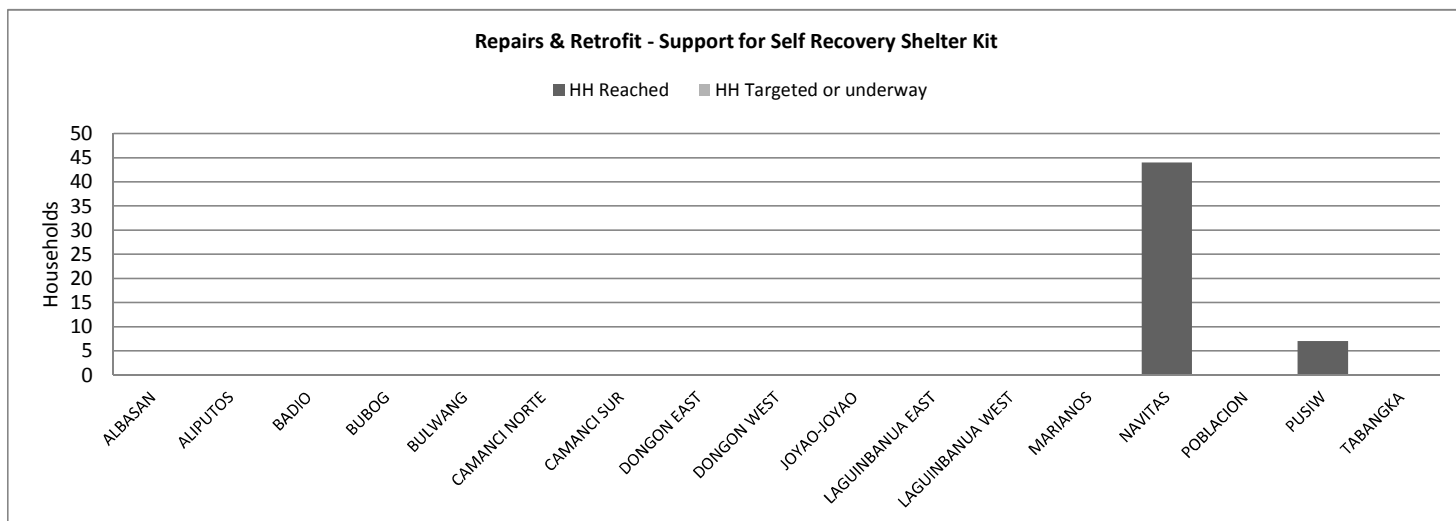
The graphs shown below represent the sum of households who have received (HH reached) or who will receive (HH targeted or underway) recovery shelter support by HSWG partner agencies. Numbers reached are those reported to the HSWG by 6th October 2014. Household number do not represent the total needs by Barangay - for this, consult with relevant Barangay or Municipality. PLEASE NOTE - scale differs in each graph.

For explanation of intervention types, please see **Shelter Cluster Recovery guidelines:**

<https://www.sheltercluster.org/Asia/Philippines/Typhoon%20Haiyan%202013/Documents/Recovery%20Shelter%20Guidelines.pdf>

The full data set of HSWG data can be found here:

<https://www.sheltercluster.org/Asia/Philippines/Typhoon%20Haiyan%202013/Documents/20141003%20HSWG%20Database%20for%20website.xlsx>





## NUMANCIA - HSWG Partner reporting

### Recovery Shelter activities (as of 06-OCT-2014)

#### Interventions By AGENCIES

The data shown below represent the sum of households who have received (HH reached) or who will receive (HH targeted or underway) recovery shelter support by HSWG partner agencies. Numbers reached are those reported to the HSWG by 6th October 2014. The full data set of HSWG data can be found here:

<https://www.sheltercluster.org/Asia/Philippines/Typhoon%20Haiyan%202013/Documents/20141003%20HSWG%20Database%20for%20website.xlsx>

Agency	Temporary Shelter		Repairs & Retrofit		Core House		Permanent House		Total HH Reached	Total HH Targeted
	HH Reached	HH Targeted	HH Reached	HH Targeted	HH Reached	HH Targeted	HH Reached	HH Targeted		
Don Bosco Network			51	51					51	51
IOM			333	333					333	333
PRC - Air Asia					0	87			0	87
<b>Grand Total</b>			<b>384</b>	<b>384</b>	<b>0</b>	<b>87</b>			<b>384</b>	<b>471</b>



## NUMANCIA - HSWG Partner reporting

### Recovery Shelter activities (as of 06-OCT-2014)

#### Interventions By BARANGAYS

The data shown below represent the sum of households who have received (HH reached) or who will receive (HH targeted or underway) recovery shelter support by HSWG partner agencies. Numbers reached are those reported to the HSWG by 6th October 2014. The full data set of HSWG data can be found [here](https://www.sheltercluster.org/Asia/Philippines/Typhoon%20Haiyan%202013/Documents/20141003%20HSWG%20Database%20for%20website.xlsx):

<https://www.sheltercluster.org/Asia/Philippines/Typhoon%20Haiyan%202013/Documents/20141003%20HSWG%20Database%20for%20website.xlsx>

	Temporary Shelter		Repairs & Retrofit		Core House		Permanent House		Total HH Reached	Total HH Target
Barangay	HH Reached	HH Target	HH Reached	HH Target	HH Reached	HH Target	HH Reached	HH Target		
ALBASAN			33	33	0	1			33	34
ALIPUTOS										
BADIO			37	37	0	1			37	38
BUBOG			52	52					52	52
BULWANG			117	117					117	117
CAMANCI NORTE					0	17			0	17
CAMANCI SUR			26	26	0	2			26	28
DONGON EAST					0	6			0	6
DONGON WEST					0	8			0	8
JOYAO-JOYAO					0	22			0	22
LAGUINBANUA EAST					0	16			0	16
LAGUINBANUA WEST					0	4			0	4
MARIANOS					0	1			0	1
NAVITAS			71	71					71	71
POBLACION										
PUSIW			48	48					48	48
TABANGKA					0	9			0	9
<b>Grand Total</b>			<b>384</b>	<b>384</b>	<b>0</b>	<b>87</b>			<b>384</b>	<b>471</b>



## NUMANCIA - HSWG Partner reporting

### Recovery Shelter activities (as of 06-OCT-2014)

#### Interventions By BARANGAYS & AGENCIES

The data shown below represent the sum of households who have received (HH reached) or who will receive (HH targeted or underway) recovery shelter support by HSWG partner agencies. Numbers reached are those reported to the HSWG by 6th October 2014. The full data set of HSWG data can be found here:

<https://www.sheltercluster.org/Asia/Philippines/Typhoon%20Haiyan%202013/Documents/20141003%20HSWG%20Database%20for%20website.xlsx>

Barangays & Agency	Temporary Shelter		Repairs & Retrofit		Core House		Permanent House		Total HH Reached	Total HH Target
	HH Reached	HH Target	HH Reached	HH Target	HH Reached	HH Target	HH Reached	HH Target		
<b>ALBASAN</b>			<b>33</b>	<b>33</b>	<b>0</b>	<b>1</b>			<b>33</b>	<b>34</b>
IOM			33	33					33	33
PRC - Air Asia					0	1			0	1
<b>ALIPUTOS</b>										
<b>BADIO</b>			<b>37</b>	<b>37</b>	<b>0</b>	<b>1</b>			<b>37</b>	<b>38</b>
IOM			37	37					37	37
PRC - Air Asia					0	1			0	1
<b>BUBOG</b>			<b>52</b>	<b>52</b>					<b>52</b>	<b>52</b>
IOM			52	52					52	52
<b>BULWANG</b>			<b>117</b>	<b>117</b>					<b>117</b>	<b>117</b>
IOM			117	117					117	117
<b>CAMANCI NORTE</b>					<b>0</b>	<b>17</b>			<b>0</b>	<b>17</b>
PRC - Air Asia					0	17			0	17
<b>CAMANCI SUR</b>			<b>26</b>	<b>26</b>	<b>0</b>	<b>2</b>			<b>26</b>	<b>28</b>
IOM			26	26					26	26
PRC - Air Asia					0	2			0	2
<b>DONGON EAST</b>					<b>0</b>	<b>6</b>			<b>0</b>	<b>6</b>
PRC - Air Asia					0	6			0	6
<b>DONGON WEST</b>					<b>0</b>	<b>8</b>			<b>0</b>	<b>8</b>
PRC - Air Asia					0	8			0	8
<b>JOYAO-JYAO</b>					<b>0</b>	<b>22</b>			<b>0</b>	<b>22</b>
PRC - Air Asia					0	22			0	22
<b>LAGUINBANUA EAST</b>					<b>0</b>	<b>16</b>			<b>0</b>	<b>16</b>
PRC - Air Asia					0	16			0	16
<b>LAGUINBANUA WEST</b>					<b>0</b>	<b>4</b>			<b>0</b>	<b>4</b>
PRC - Air Asia					0	4			0	4
<b>MARIANOS</b>					<b>0</b>	<b>1</b>			<b>0</b>	<b>1</b>
PRC - Air Asia					0	1			0	1
<b>NAVITAS</b>			<b>71</b>	<b>71</b>					<b>71</b>	<b>71</b>
Don Bosco Network			44	44					44	44
IOM			27	27					27	27
<b>POBLACION</b>										
<b>PUSIW</b>			<b>48</b>	<b>48</b>					<b>48</b>	<b>48</b>
Don Bosco Network			7	7					7	7
IOM			41	41					41	41
<b>TABANGKA</b>					<b>0</b>	<b>9</b>			<b>0</b>	<b>9</b>
PRC - Air Asia					0	9			0	9
<b>Grand Total</b>			<b>384</b>	<b>384</b>	<b>0</b>	<b>87</b>			<b>384</b>	<b>471</b>